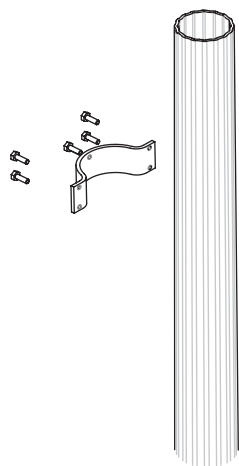
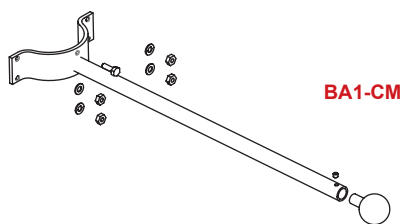


Clamp-on Banner Arms



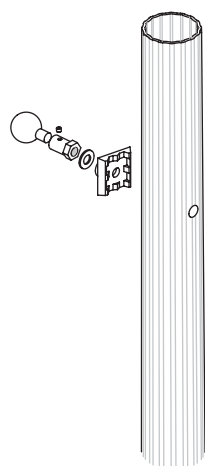
- BA1-CM** single clamp-on banner arm ¹
- BA2-CM** two clamp-on banner arms at 180° ¹
- BA1H-CM** single clamp-on banner arm with hog ring
- BA2H-CM** double clamp-on banner arm with two hog rings

¹ For one upper and one lower, add suffix "x2"



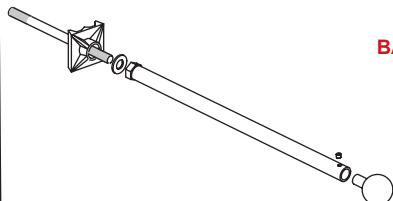
BA1-CM

Bolt-on Banner Arms

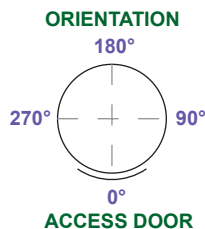


- BA1-BM** single bolt-on banner arm ¹
- BA2-BM** two bolt-on banner arms at 180° ¹
- BA1H-BM** single bolt-on banner arm with hog ring
- BA2H-BM** double bolt-on banner arm with two hog rings

¹ For one upper and one lower, add suffix "x2"



BA1-BM

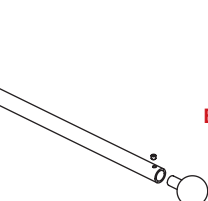


Break Away Bolt-on Banner Arms

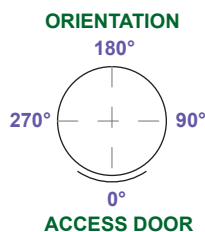


- BA1-BBM** single bolt-on break away banner arm ¹
- BA2-BBM** two bolt-on break away banner arms at 180° ¹
- BA1H-BBM** single bolt-on break away banner arm with hog ring
- BA2H-BBM** double bolt-on break away banner arm with two hog rings

¹ For one upper and one lower, add suffix "x2"



BA1-BBM



Description

The banner arms shall consist of a round, aluminum or steel tube and a removable cast aluminum end. Bottom eyebolts and banner arms with break away couplings are optional.

Construction and Material

The banner arm shall be welded to a post clamp or shall bolt onto a mounting adaptor, which will fit to the post. The end caps and post adaptor shall be made of copper-free cast aluminum. The banner arms shall be standard 1" OD steel tube or 1-1/2" OD aluminum tube. All hardware shall be stainless steel.

Installation

The clamp-on banner arm shall clamp around the post with 5/16" hex head bolts. The bolt-on banner arm shall use a threaded rod inserted to the opposite side of the pole through 3/4" holes or shall bolt onto the adaptor permanently attached to the post.

Dimensions

Standard length is 24". Other, custom lengths may be available, please consult factory.

Orientation

Heights and orientations must be clearly specified for all types in relation to the access door in the pole (see diagram). This does not apply to clamp-on types.

Finish

For finish specifications and color options see "Color/Finish" section.

EPA Considerations

Adding banner arms greatly increases loads affecting the pole. Care should be exercised that the total EPA of banner arms, fixtures, cross arms and other accessories does not exceed the EPA rating for the pole for your project.

(800) 267-3175 (905) 238-2648
 1280 Fewster Drive Mississauga
 Ontario L4W 1A4 Canada
 Fax (905) 238-9060
 Email sales@hclighting.com
 WEB www.hclighting.com