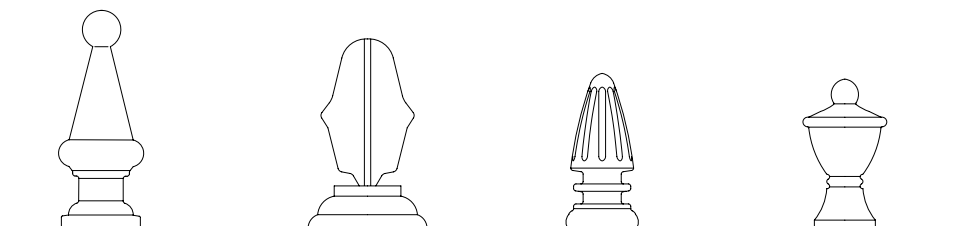


Finials



Finial FA
 5-1/2"H x 2-1/2"W
 4-3/4"H x 2-1/2"W
 3-3/4"H x 2"W

Finial FB
 5"H x 2-1/2"W

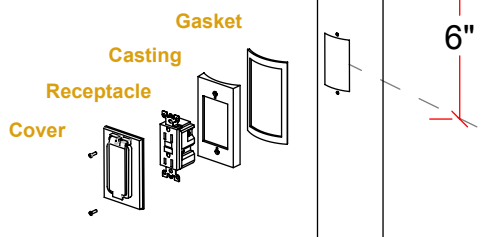
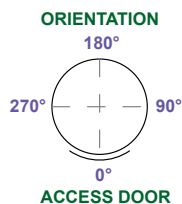
Finial FC
 4-1/2"H x 1-3/4"W

Finial FD
 4"H x 2-1/4"W
 3-1/2"H x 1-3/4"W
 3"H x 1-5/8"W

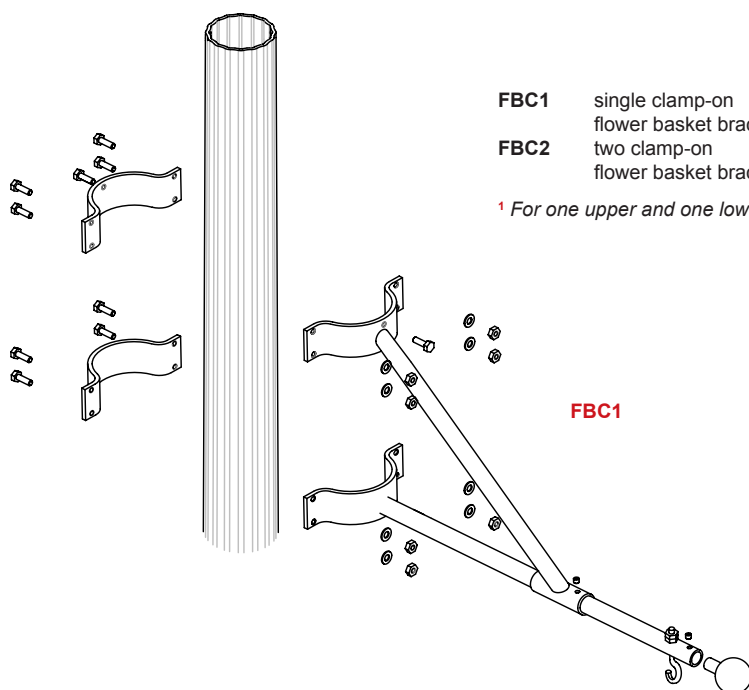
Receptacles

SRT single receptacle
DRT double receptacle
GFI GFI receptacle

NOTE: 1. Specify orientation.
 2. Add the code at the end of the pole model number.



Flower Basket Bracket



FBC1 single clamp-on flower basket bracket ¹
FBC2 two clamp-on flower basket brackets at 180° ¹

¹ For one upper and one lower, add suffix "x2"

Finials

Description. Finials FA, FC and FD are made of cast aluminum and are painted to match the color of the fixture, unless otherwise specified or requested. Finial FB is made of plastic and comes in black only. Finials FA and FD come in three different sizes, with appropriate size for a fixture determined by the factory.

To order, simply add the finial model number at the end of the fixture model number, before the RAL color number.

Receptacles

Single, double and GFI receptacles are available. These are pre-installed in the pole by the factory, but are to be wired by the contractor, unless HCI is requested to pre-wire the pole. Receptacles are usually located 6" to center from the top of the pole. For other locations please consult factory.

Flower Basket Bracket

Description The flower basket brackets shall consist of a round steel tube and a removable cast aluminum end. They are designed to fit both fluted and sooth poles.

Construction and Material The flower basket bracket shall be welded to a post clamp, which will fit to the post. The end caps shall be made of copper-free cast aluminum. The banner arms shall be standard 1" OD steel tube. All hardware shall be stainless steel.

Installation The clamp-on flower basket bracket shall clamp around the post with 5/16" hex head bolts.

Dimensions Standard length is 24". Other, custom lengths may be available, please consult factory.

Orientation The flower basket bracket can be oriented as required, since it clamps onto the pole shaft.

Finish For finish specifications and color options see "Color/Finish" section.

EPA Considerations Adding the flower basket bracket greatly increases loads affecting the pole. Care should be exercised that the total EPA of accessories does not exceed the EPA rating for the pole for your project.