

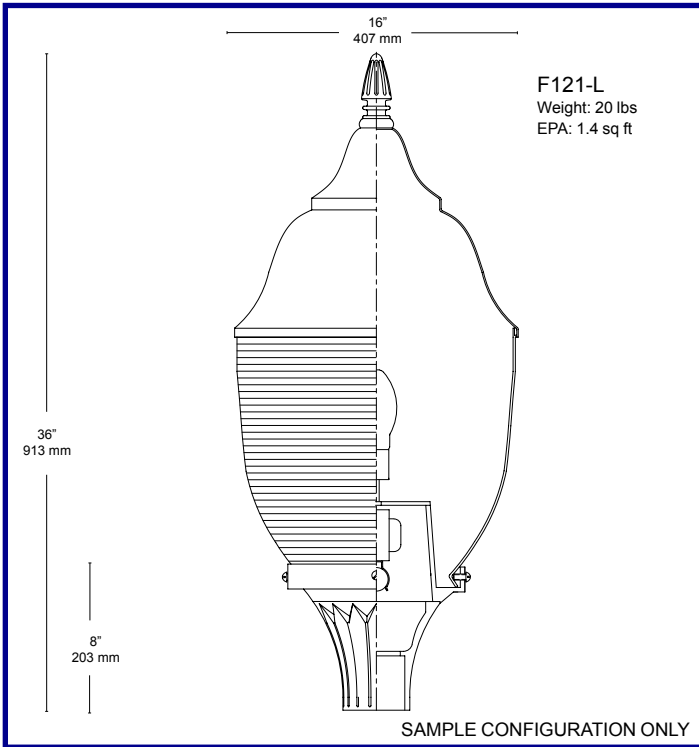
F121 SERIES LUMINAIRE



HCI
Heritage Casting & Ironworks

1280 Fewster Drive
Mississauga ON L4W 1A4
sales@hclighting.com
www.hclighting.com
Fax (905) 238-9060

Toll-free (800) 267-3175 Tel. (905) 238-2648



F121-L
Weight: 20 lbs
EPA: 1.4 sq ft

Description. The F121 Series luminaire shall consist of an injection-molded UV stabilized acorn-shaped diffuser with external prismatic optics, a spun aluminum hood assembly and a mechanically fastened slip fitter (capital). The diffuser shall be secured to the gasketed fitter with stainless steel hardware. The fitter shall be made of cast aluminum and shall house a ballast assembly. The ballast shall feature quick disconnect plugs for easy ballast maintenance. The ballast shall be factory wired, tested and mounted on a keyholed cast aluminum plate together with a 4kV porcelain socket. Lamps are not included and shall be supplied by others. All electrical components shall be UL listed and labeled.

Installation. The fixture shall slip fit onto a 3" OD or 4" OD tenon (specify) and shall be secured to the pole with three sets of two s/s hex socket screws spaced 120° apart (exception: fitters "A" and "H" secure with four s/s bolts at 90° apart).

Finish. All applicable parts shall receive a standard electrostatically applied thermoset polyester powder coat smooth semi gloss finish with a four part corrosion inhibiting process.

To assemble a catalog number, list all codes sequentially.




1. SIZE (height varies with fitter, see #2)

F121-L (16"W x 36"H w/ "B" fitter shown)











3. DIFFUSER TYPE

EAC External Prismatic Acrylic

7. FINIAL

FA  FB 
FC  NONE

2. SLIP FITTER STYLE

A  11"H
B  8"H
C  14"H
D  8"H
F  10-1/2"H
G  14"H
H  19"H
J  12"H
K  11"H
Q  11"H

4. LIGHT SOURCE (indicate wattage)

50 - 250 MH _____W
Option: pulse start ballast
35 - 250 HPS _____W
55, 85 or 165 Philips® QL ¹ _____W
CFL Fluorescent _____W
INC Incandescent _____W

5. VOLTAGE (circle connected voltage)

QT (Quad Tap 120, 208, 240, 277)
TT (Tri Tap 120, 277, 347)
NOTE: Please circle connected voltage. If none is indicated, factory will pre-wire at 120V.
120V Reactor
480 Single

6. OPTICS

BL bare lamp (standard for this fixture, due to external prismatic optics)
IES type III
IES type V

For more information on optical systems, see Options section. Photometrics are also available in IES format - consult factory or your HCI sales representative.

8. OPTIONS

FUS internal fusing
PCB luminaire integrated button type photocell
PEC luminaire integrated locking photocell ²
HSS house side shield

9. COLOR

Black RAL 9011
Green RAL 6005
Bronze RAL 8019
Gray RAL 7012
White RAL 9016
Custom

NOTES

¹ QL is available in 120V or 240V for 55W and 85W systems.

² Available with fitter "A" only.